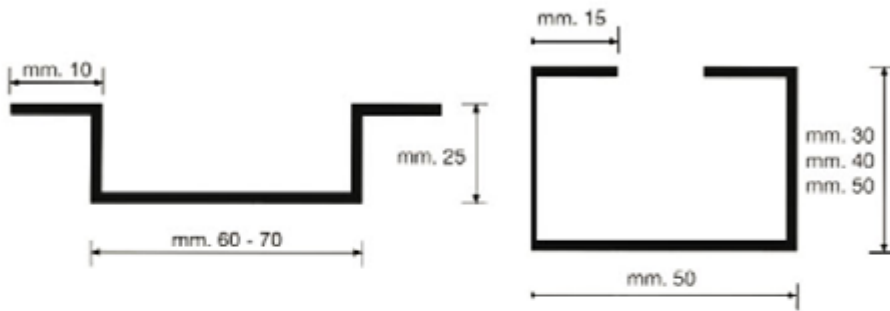


DIVISIONE PROFILATI SPECIALI

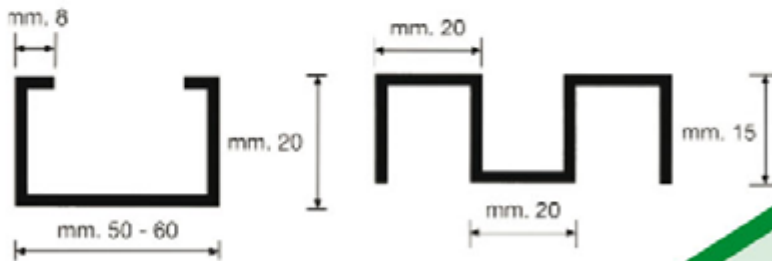
Division special profiles



PROFILATI SPECIALI

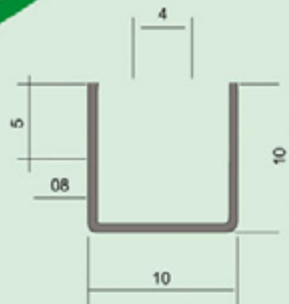


PROFILI SPECIALI:
Spessore 20/10 - 15/10

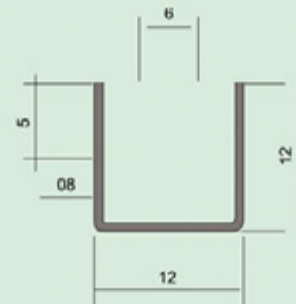


PROFILATI APERTI IN ACCIAIO

Canalini a scatto - Grooves snap

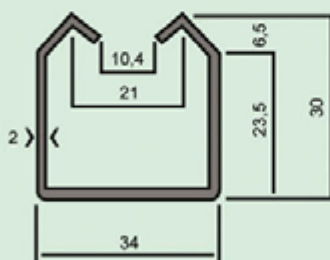


Tipo: TR3
Spessore Thickness: mm 0,15
Peso: Kg/ml 0,29

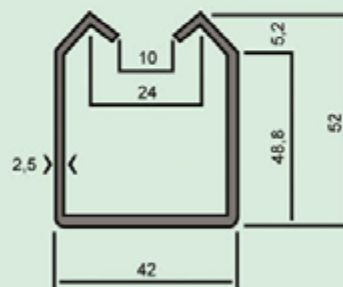


Tipo: TR8
Spessore Thickness: mm 0,15
Peso: Kg/ml 0,47

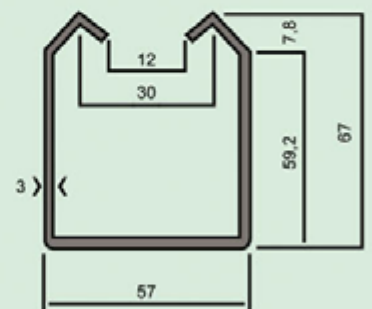
Monorotaie - Monorails



Tipo: MR3
Spessore Thickness: mm 2
Peso: Kg/ml 1,6



Tipo: MR2
Spessore Thickness: mm 2,5
Peso: Kg/ml 3,2



Tipo: MR1
Spessore Thickness: mm 3
Peso: Kg/ml 4,9